

CHINA BUILDING MATERIAL MAGAZINE

中国建材通讯


• 2018 2-3 125-126 •



中国建材



中国建材集团有限公司
China National Building Material Group Co.,Ltd.





“

”

GDP 6.5%

“

”

“

”

“

”

“

”

“

”

“

”

“

”

“

”

“


”

Contents

2018

2- 3

125- 126



1

4

5

6

7

8

2017

9

10

24

33



34

36

38

42

44

47

50

52

54

56

58

60

62

63

64

13



B 9



“ ”





2017-2018 1345 91.2
35

2006 9

26 3.8

14

“ ”



2017



2017

2017

7 23

23

“ — — ”

5

“ ”

6



3 12-16



AI

“ ”

“ ”

“

”

КП

“

”

“ ”

“ ”

“

” “

”



2 26

“

”



—

:

1



A

2000

20

15

10

2016 8 26

2002

2003

15

15

2002

65

36

3042

15

BPB

70

500

2016

259

500

230

2000

99.9%

2005

CNBM

CNBM





1972



=

+


v

2005

2016

25

T800 T1000









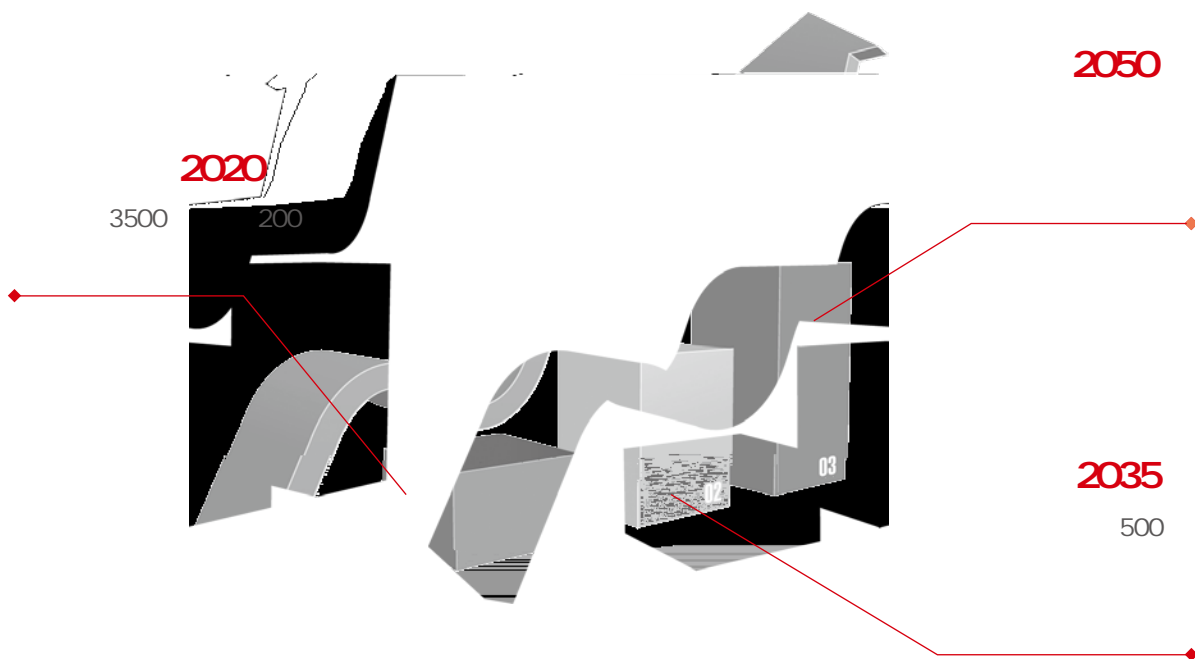
AI

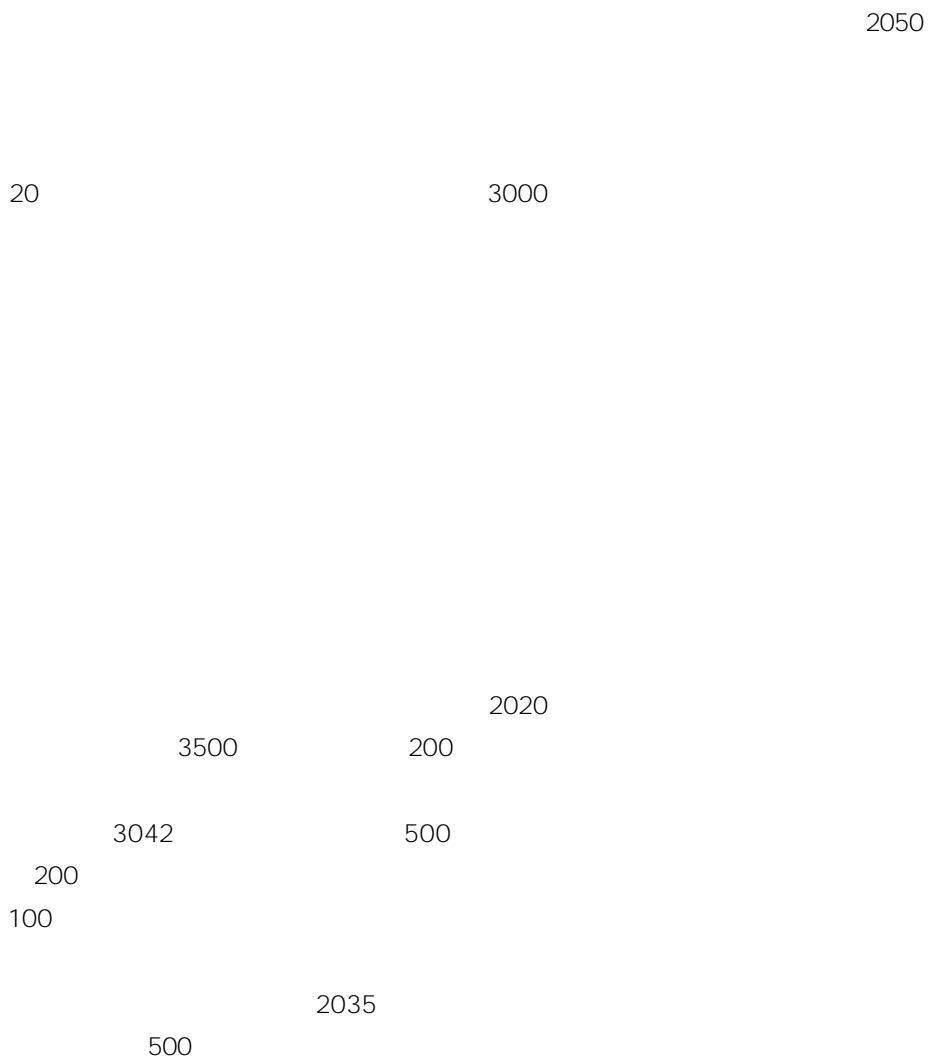
15

5+2 +

30

AI





20%

20%

1

G \hat{A}

Y

...



— —

—————

2017

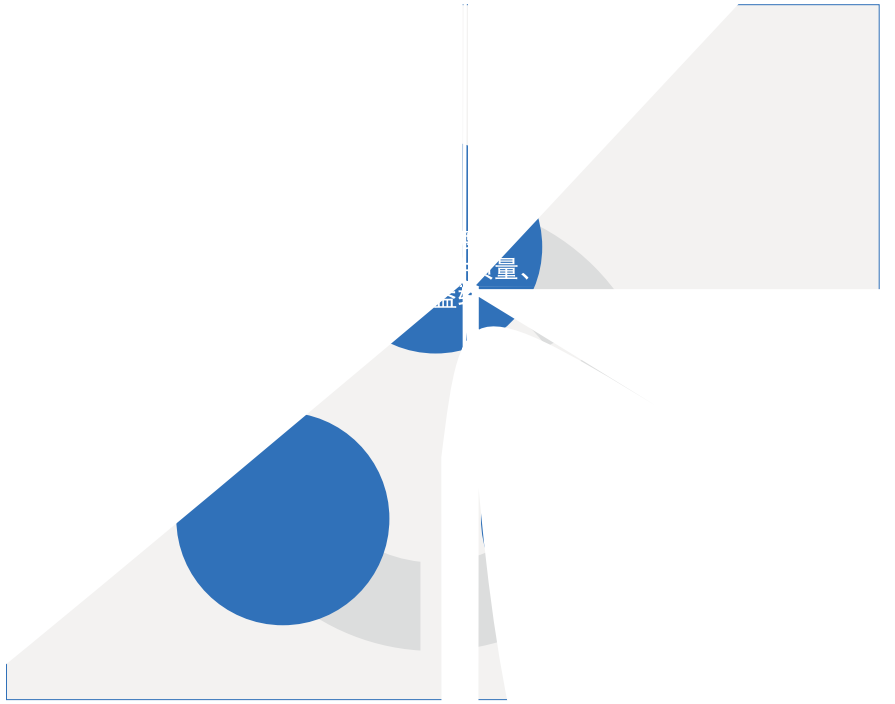
8

“ ” “ ” “ ” “ ”

“ ”

40

“ ” “ ” “ ” “ ”



40

2

2000

	2002	2017	15	3042
GDP	10	2017		
GDP	82.7			
	2002			
	7.3	2017	23.4	



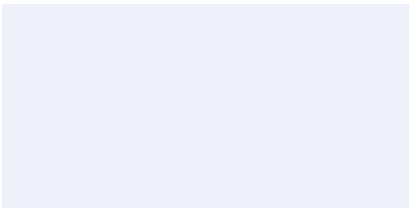
GDP

32.5

2500

40

500

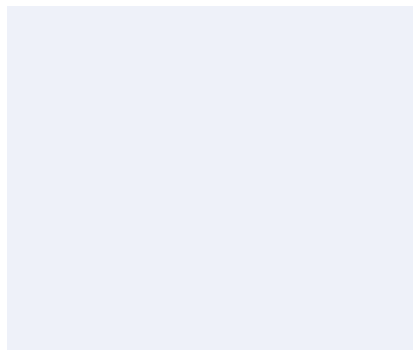
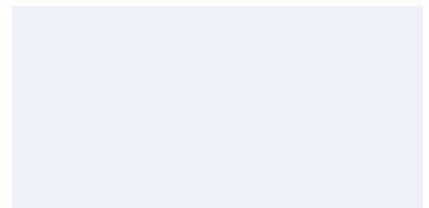


1912

32.5

70%

300

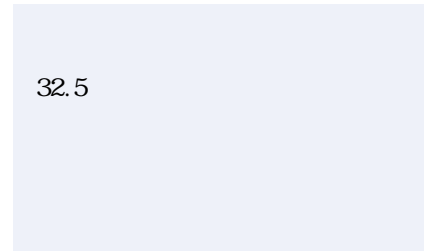





23.4
8

2500

9150 18% 877
94%
2011



30

34

100

32.5

32.5


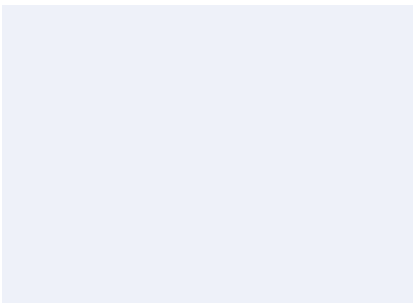
95%


5000

4800

1.6

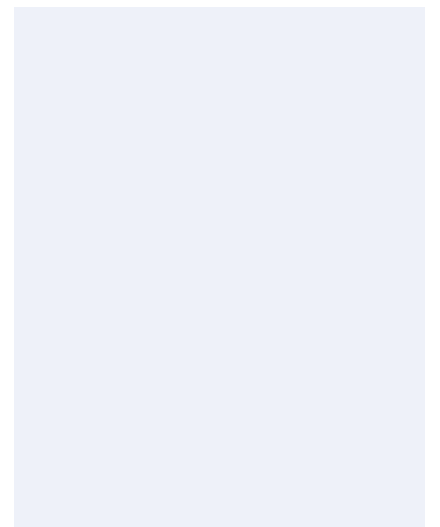
7






25 8 25
 15 16
 10 100

AI





c

500 115
48 18
500
500

2017
8% 5173 75
17%

2017

v



v





9/ 11

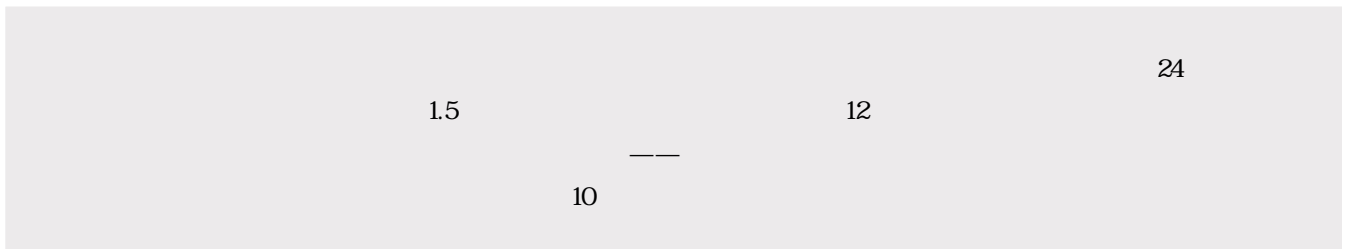
2008

P ! P a



call


“ ”



130

31

20



65% - 70%



438 2

336

80

20
70%

2017

30

1

30

30

2000

500

75

30



350f/h

.....

CALL

“

”

“

”

—



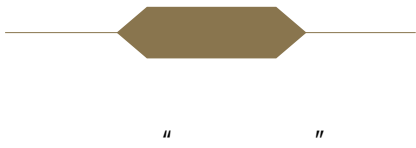
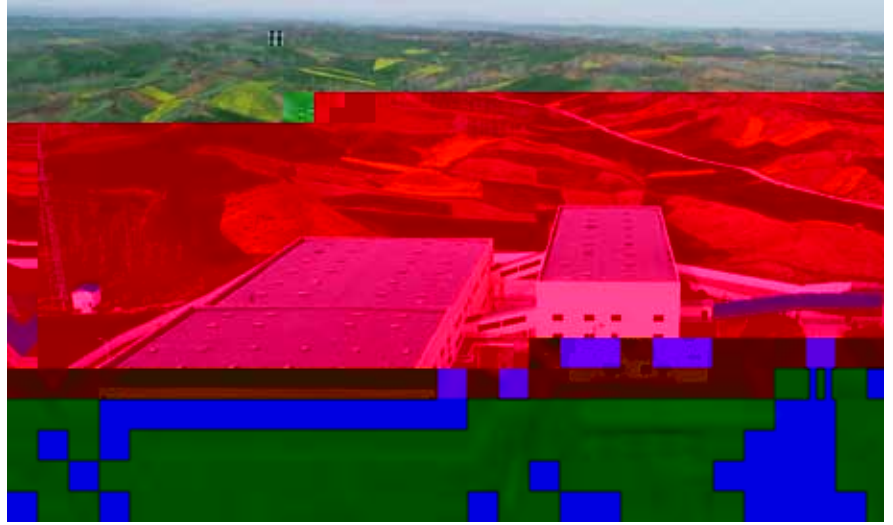
500f/d

2001



2016

2010
2016 7
500 18



1989

900 p1500

噫

19

+









“ ”

.....

“ ”

STG





2017 12 5

“ ”

STG4200tpd

2*6000tpd

2018

2017



2018
Langeon maeankinga

24

2017

21

5

6



Kidll Shadpoh

2012

Ggenfogd fogl i

480



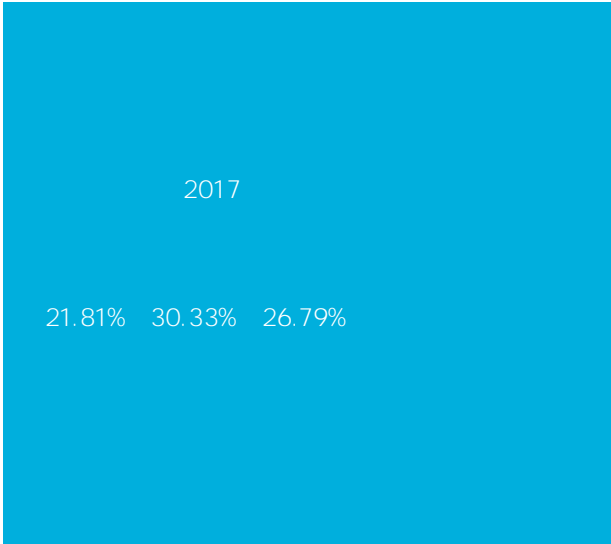
Ggenfogd fogl i

Langeon maeankinga

Langeon maeankinga



GU3	DEV3		FAC	UNICEM	1	MBE
BISKRA	34	PAC	DEVNYA	2016- 2017	PAC	
	BISKRA	UNICEM				





14

2017

110

KPI

KPI





300

			199	1
			2	
	2017			
644	20142			
		2017		26

2018

	2017	31
3		

2017





30

- -

45%

- -

200

2014

2016

2016

" "


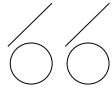
5000

100%

40%

2014 1

- -



2015

5000f/d

2016

4200

4000

C2+11

C2+11+5

70%

15 /

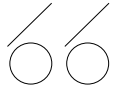
10%

2016

1992

131

20



	2013			30
	131		13	
			10	
			3	
TC		1		2
			20	2014
			2016	2017



“

”

—

2009 12 - 2017 7

115

1 - 100

MWANZA ARUSHA

30%

2007 7

2017

2015

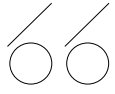
2016

90%

2017

300

10



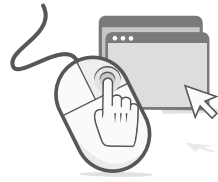
2017

BNBM

F fo

C





01

CNBM

45

48

40

02

2018 3

55

04

12


12

35

03

05

2018



3 2

3 2
14410

3 2 3 4
38558



Ahancie

300w 300

18.2%

17.9%



震撼 感动 压力

FAST
20

80 90

30

我的国 我为你歌唱

七排律 大国重器

—

“ ” “ ” FAST

水调歌头

—

祖国 为你唱一首歌



国家行政学院
CHINA NATIONAL SCHOOL OF ADMINISTRATION



