

600176

2010

.....
.....
.....)
.....*
.....-
.....%
.....%
.....%
.....&
.....&
.....(
.....)

fl 匕

fl 匕

fl 匕

fl 匕

--	--

fl Ț

	(*' ž, (&ž+, (" &\$
) \$+ž-), ž*) + " +'
	&\$) ž- *%ž, - \$" \$%
	% %ž (-' ž&% " *)
	+, ' ž** &ž-) &' (

fl Ț

) - ž- ' (ž' \$- " +)
	&) ž& ' +ž- % " (,
	%ž &+ (ž (\$\$ " \$\$
) \$(ž&\$* " %ž
	! &ž %ž+ž) %ž', -
	! %žž') (ž* (" %ž
	+(ž (*, ž* + \$" ' *

fl Ț

	&\$%\$	&\$-\$			&\$\$,
				fP%	
	(ž+*) ž&&ž) \$*"' (' ž%+žž-') ž* (' ") +	' ž%+žž-') ž* (' ") +) \$" &+%	(ž\$\$, ž' *, ž) (\$ " * +

&\$%\$

	%žž', ž, +-ž' -)' +	%žž+\$+žž', 'ž') -" * ,	%žž+\$+žž', 'ž') -" * ,	%" \$- %	%žž+-+ž' -, ž) &- "')
	%ž (&žž' &(žžž&" &(%žžžžž** , žž+(" &(%žžžžžž-, (ž' \$) " *'	%" (&%	%ž (, , žž &žžžž\$ (" &'

	&\$%\$	&\$-\$		fP&	&\$\$,
	\$" (, %	! \$" ') , '	! \$" ' * &%		\$") *' \$
	\$" (, %	! \$" ') , '	! \$" ' * &%		\$") *' \$
	\$" ' \$++	! \$") &-)	! \$") ' \$(\$") &+\$
%	%žž") %	! %žž" - &%	! %žž' %žž%		%žž" * %%
%	- " - ' %	! %žž" %žž%	! %žž" & %		%žž" (+%
	% , ' ' *	! \$" &- *'	! \$" &- *'		! %žž" \$* - \$
	&\$%\$	&\$-\$		fP&	&\$\$,
	' "' &+-	& ,) , (& , (- ,	%" (&%	' " (, ' \$

fl Ț
%

&

fl Ț
%

&

,

fl Ț
%

				&\$ž, ,)		
		fP%				
		' * " %)	%ž (ž) \$&ž&\$,	\$	\$	
		&\$" \$(,) ž* ' %ž\$(\$	\$	\$, %ž\$\$\$ž\$\$\$
		' " * +	%ž ž* -, ž\$, *		\$	
		&" *	%žž(* +ž, *)		\$	
		% +*	+ž) &- ž%ž -		\$	
		%) ,	*ž+*) ž' \$\$\$		\$	
		% %+) ž\$%žž& %		\$	
		\$" -%	' ž, --ž, ,)		\$	
fl	т	\$" +*	' ž&(&ž() (\$	
		\$")'	&ž&, (ž, \$'		\$	

			%ž (ž) \$&ž&\$,			
			,) ž* ' %ž\$(\$			
			%ž ž* -, ž\$, *			
			%žž(* +ž, *)			
			+ž) &- ž%ž -			
			ž+) ž' \$\$\$			
) ž\$%žž& %			
			' ž, --ž, ,)			

&\$%\$

fl 7	' ž&(&ž() (
	&ž& (ž, \$'	
	%'	
	&''	
	' ''	

&

fP&

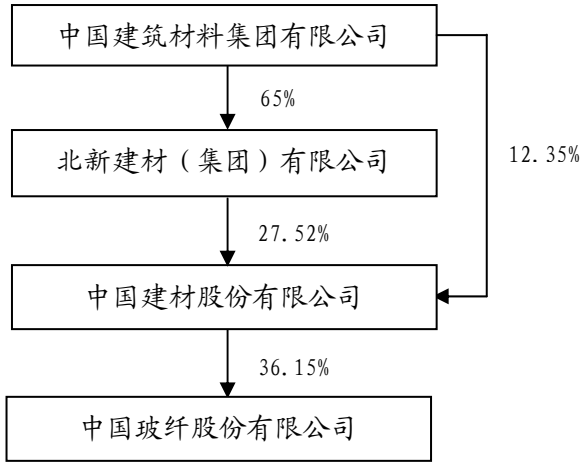
	%,) * &(
	&ž*--ž) % ž% %

fI&Ł

	%, % - &
	' ž+&' ž\$' , ž\$\$\$

fI 7

fI(7



		% , - * %+		% +ž\$\$\$\$\$\$\$\$

fl 七

			() &S\$) + &-					(" &*	
) * &S\$) + &-	%žžžžžž	%žžžžžž			(" &*	
			((&S\$* * ,					(" &*	
) + &S\$) + &-	, ž) &S	, ž) &S			(" &*	
			(- &S\$) + &-	%žž) - ,	%žž) - ,			(" &*	

			(% &\$)\$ + &-				(" &*
			+ &\$)\$ + &-				+ "%(
			* , &\$)\$ + &-				+ "%(
			(* &\$)\$ + &-				+ "%(
)% &\$)\$ + &-				(" &*
			(+ &\$)* * ,				(" &*
) &\$)\$ + &-	%&ž &ž%	%&ž &ž%		(" &
			' * &\$)- , %				%(" (
			** &\$)\$ + &-	%ž &\$)\$	%ž &\$)\$		%(" (

)

%'

&\$)\$

#

&"

&\$)\$

' "

&\$)\$

("

&\$)\$

)"

&\$)\$

*"

&\$)\$

+"

&\$)\$

' "

- "

&\$)\$

AD5/VW

%\$"

&\$)\$

%%'

&\$)\$

%&"

&\$)\$

% "

&\$)\$

%("



&\$)\$

fl 7

			&\$)\$! '\$
			&\$)\$! '\$
			%, -! \$*
			&\$)\$! '\$

&\$%\$

			&\$*\$! \$,	
			&\$)\$! '\$	
			&\$-\$! \$,	
			&\$)\$! '\$	



&\$%

&

,

,

,

(

(

)

f| 7

%

--	--	--	--	--	--	--	--	--	--	--	--	--	--	--	--	--	--	--	--

%&

fl 七

fl 七

&\$\$

	' % &\$\$ %&

fl 匕

&\$\$

&\$\$

fl 匕

%

www! ggY" Vta" Vb

&

www! ggY" Vta" Vb

fl 匕

fl 匕

&\$\$-	&\$\$ (&-		&\$\$ ('\$

fl 匕

&\$\$ %	&\$\$ % %		&\$\$ % &\$
&\$\$ &	&\$\$ %% %		&\$\$ %% &

fl 匕

%

&\$%\$

&\$%\$

&\$-\$

&\$%\$

(+*z)\$&"%)

)\$" &+%

(*z', (" &
&\$%\$

&\$z) - *"%

+

(

'")

&

&

&\$%\$

)

@ H

9*

9

9*

() \$\$

&\$%\$

%

&\$%\$



%

+\$

) \$\$

(\$%

&\$%\$

%

&

9*

V] Df c

9*

V] Df c

, *H

&\$%\$

%\$

>97

(

6A7

(

&\$%\$

%(z),)

7C8

) \$)

&\$%" *

&\$%\$

)

%

			%	fP%	fP%	fP%
	(z(% z&' z+\$& (&	' z%\$*z(' (z&' , "- \$	&- "*" - %	() "' - %	% " &&%	% " ('
	&() z*+, z(), " &)	% ' z*) +z' (% - %	() "*" \$%)(\$" ' ' %	*')" \$&%	+

&

		%
	&ž &+ ' ž * &\$ž, * - " %&	* &' ,) %
	&ž' - \$ž' (%ž & - "' +	(&" % %

	-) \$ž)' , ž * &&" (\$	% " -) %
--	------------------------	-----------

*

f!&

	% \$ž * - %' &&	%\$" & %	% - ž * (&" %	% " , ' %	! ' ")) %
	%&\$ž - * + "' -	+ " %\$%	%&ž %& " \$&	, ") (%	! % ((%
	%&ž - () " - *	+ " &&%	- %ž \$+, " (&	* " * (%	\$) , %
	%ž \$) (ž - * ' ") %	* + " (* %	+, %ž (' - " (,) + " \$%&	%\$ " () %
	(ž - + &' , %	\$ " ' &&%	, ' ž - * (" + %	* " % %	!) " , %&
	(+ * ž () + " +'	' \$ " (+ %	' + + ž , * , ") %	&+ ") + %	& - \$ %
	%&* ž (%& * -	%& & %	, ' ž' (- " %&	&" , \$ %	, " (, %
	& \$ž + (' "' &	% (" +) %	%&* ž' %\$ " (')	%&" , * %	% - &&%
	' ' (ž (% ") '	&&' , %	(' %ž) % " \$&	' % (, %	! %\$ " %\$ %
	%ž) * ' ž , , + " - (%ž' + \$ž + * , "' (

5"

6"

7"

8"

9"

: "

; "

< "

= "

f!&

	(+ * ž) \$&' %&	' %&ž \$ - ' ") *) \$ " &+ %
	(* ž' , (" &	! ' - ž - % " &	
	%&ž % % + %	, ž % ' " * \$	(- " %& %
	(&ž (, - " &	' %ž (* , " +,	') " \$&&%
	&ž' +) "')	&ž) , () \$! , " \$ - %

)ž&*+"*+	&ž+&' " (-	- ' " (&%
)ž' +*"*\$	%\$ž (' " &'	! (, ") &%
	- *) "\$%) &)" (-	, ' " * (%
	*ž) \$" , +	! ' ž' +\$") -	

5"

6"

7"

8"

9"

: "

; "

< "

= "

+

+, ' ž**&ž-) &' ' (ž

!%&*ž* &&ž\$ (% , &

! , &&ž , \$ž) , &' ' * ž

!%ž' (*ž(-' ž\$& " - &

! () \$ž' \$+ž\$\$ (" +%

&ž\$-%ž' -%ž, (' "%

ž

,

-

fP&

&)ž*&\$" , %

)%&

%ž) \$*ž& &' +(

(+ž, ' -") &

fI&

-ž\$\$\$

-+" &&%

&(ž(, \$" (,

&ž%&+" - \$

%\$

fI Ł

%

-, ", \$%

%

&

&\$%& &\$%

&\$%&
%

%'

&\$! &)

&) %

+\$%

C7V DD) >A
+(%

(

&

%

&

,

(&\$%%

.

(

%

&

,

fl t

%

&

% +Z,	+ , - , Z%&)" - * , -- Z%+)" " ,	+ &\$%\$ & +
'")	+Z')% %	&\$%\$)
&	&(Z&("*" (\$	&\$%\$ +

fl t

%
([&\$%\$] %)*
&\$-\$
&\$-\$ &Z\$* +Z- (-" &+
&\$-\$ ' Z* , (Z' * , " *% &\$-\$
& %Z*%Z(% " ' (
&\$-\$ (' %

&\$%\$ [&\$%\$] &)

&\$-\$ &\$-\$ & \$Z- , +Z , + " * , &\$-\$
%Z+Z , \$' Z , &&" +&

([&\$%\$] %)
&\$%\$ [&\$%\$] &)

fl t

%

	&\$%\$ ' &-		&\$%\$ ' ' %
	&\$%\$ (*		&\$%\$ (,
	&\$%\$ (&&		&\$%\$ (&*
	&\$%\$ * ,		&\$%\$ * -
	&\$%\$ + %&		&\$%\$ + %
	&\$%\$, %		&\$%\$, &\$
	&\$%\$ - &\$		&\$%\$ - &+
	&\$%\$ %\$ &*		&\$%\$ %\$ &

&

% &\$-\$
&\$-\$

&\$%\$

& &\$%\$ %
&\$%\$ %
(' %
' &\$%\$ &
&\$%\$ &

(- %

,

&\$%\$

%

&\$%\$

&\$%\$

&

&\$%\$

&\$%

(

&\$%

)

&

fl 匕

&\$%\$

fl 匕

&\$-\$ %& %+

&\$-\$ %%

&\$%\$ % %

&\$%\$ %

&\$%\$ % &+

&\$%\$ %

&\$-\$ %& &\$%\$ %
&\$%\$! \$\$\$ &\$%\$! \$\$(\$

&\$-\$! \$' &

&\$%\$ %

%& ' %

&' " +) %
' , %

&\$%)

% " * +%

&\$%* % *

&\$%\$ %

&\$%\$! \$\$\$%

&\$%\$ '

&\$%* ' %)

% " , %
(' " * %

fl 匕

fl 匕

fl Ț

%

	(-%	#	&'ž+(, "-,					
D! 8 ;`UggY]XYb ; aV< CgWUhz D! 8 =bhYf[`Ug HVVbc`c[]Yg 5;)\$%	&\$%\$ *	%&*,					#
FYZfUWwcf]Yg @hc ; aV< D! 8 =bXi ghf]Yg ; aV<	-' %	&\$%\$ *)&%					

(-%

&\$%\$

&

&\$%\$

&\$%\$! &\$%&

&\$%\$

&

										(%)
' \$%	&\$%\$" %&"' %	(*%\$"(*' +ž, % " , *	(' ž*)ž*+' "' +'						-") , %

fl 匕

%

				2010		2009	
					%		%
				%)ž) - &ž&\$)" +&	' "\$+%	%%ž(-)ž*(&" , \$	' "&+%
				&ž, &(ž+' &" \$&	\$" (- %	%ž\$) - ž%+" (%	\$")&%
				&ž*(&"*(+" \$' %		
				(ž(' \$" \$\$)" (, %		
				+, ž(' ' ž, &*" &	* ("*) %		
				%%&ž, *+ž), -") ,	- "%+%		
		\	\	-ž&- +ž+, &" +&	\$" &\$%	, ž) &-ž) * , ") \$	\$" & %
				(ž%(+ž) **''	\$" ' +%		
		\	\	%(' ž+) - ž' % "' &	' "\$&%	% ž,) , ž&\$" \$-	\$" *) %
				(ž, &)ž*, +" - %	\$" (' %		
				% &ž\$))" %&	\$") &%		
		\	\	' ' ž, ' -ž' \$+)" \$	' "' (, %	' ž, **ž*(&" ,	(" % %
				, *ž, --ž, (-" &*	(") \$%	-)ž*(, ž%*- , ,	&" +&%
						%)ž & +")	\$" % %
				&&+ž%&ž) &&" - (&\$" &(%	%ž(-))ž-&" *\$	% " \$, %
				%(ž-, *ž(&+" %	** \$- %	%)ž)) &ž, ' "' (\$	% (+%
				&&ž, \$\$ž+*("*(\$" (- %	%)ž*, *ž' *%'"**	\$" (%&

' \$ž&(' ž' +\$" *'

&

			%%) \$%		' , ž' ' '* &-	* , ž- (%%&	* , ž- (%' \$-	
)%		%%		' *ž** - " (-	*)ž- (" " ,	*)ž- (" "*)	
			' ' %		%&&) - " * +- +	%&&*% &* \$\$\$	%)	

,

(

fl 7

%

%\$

%\$

fP&

fI&t


fl 7

&

&\$%\$

				()															
			2,160,000,000	2009-6-24	2009-6-24	2017-9-22													
			1,744,800,000	2004-6-25	2004-6-25	2015-12-22													
			318,000,000	2009-12-14	2009-12-14	2012-1-5													
										&ž%ž' ž* & ž\$\$\$\$" \$\$									
5										%ž(\$%ž&\$-ž+' (" %ž									
										&ž\$%žž\$\$\$\$\$\$\$\$" \$\$									
6										%ž(,)ž\$-)ž\$\$\$\$" \$\$									
5ž6										&ž,, *ž' \$(ž+' (" %ž									
fPž										&\$&" -' %									
										\$" \$\$									
+\$										+' -ž) \$\$\$\$\$\$" \$\$									
)\$										%ž(')ž*(&ž+' ' "\$)									
7ž8ž9										&ž%ž)ž%(&ž+' ' "\$)									

&\$%



&\$%! &\$%&

&\$%

&\$%% &\$%&

(-%

' *z')

)' z- &

++z\$, *

		&\$%\$ % &-	www\ ggY" Vta" Vb
		&\$%\$ ' -	www\ ggY" Vta" Vb
		&\$%\$ ' %)	www\ ggY" Vta" Vb
		&\$%\$ ' &&	www\ ggY" Vta" Vb
		&\$%\$ ' &-	www\ ggY" Vta" Vb
		&\$%\$ ' ' %	www\ ggY" Vta" Vb
		&\$%\$ ' ' %	www\ ggY" Vta" Vb
&\$-\$		&\$%\$ ' ' %	www\ ggY" Vta" Vb
&		&\$%\$ ' ' %	www\ ggY" Vta" Vb
		&\$%\$ ' ' %	www\ ggY" Vta" Vb
		&\$%\$ ' ' %	www\ ggY" Vta" Vb
&\$%\$		&\$%\$ ' ' %	www\ ggY" Vta" Vb
		&\$%\$ ' ' %	www\ ggY" Vta" Vb
		&\$%\$ (*	www\ ggY" Vta" Vb
		&\$%\$ (,	www\ ggY" Vta" Vb
		&\$%\$ (,	www\ ggY" Vta" Vb
		&\$%\$ (&*	www\ ggY" Vta" Vb
		&\$%\$ (&*	www\ ggY" Vta" Vb
		&\$%\$ (&*	www\ ggY" Vta" Vb
&\$-\$		&\$%\$ (' \$	www\ ggY" Vta" Vb
		&\$%\$) %%	www\ ggY" Vta" Vb
		&\$%\$ * -	www\ ggY" Vta" Vb
		&\$%\$ * -	www\ ggY" Vta" Vb

		&\$%\$ * -	www\ ggY" Vta" Vb
		&\$%\$ * -	www\ ggY" Vta" Vb
		&\$%\$ + -	www\ ggY" Vta" Vb
		&\$%\$ + %	www\ ggY" Vta" Vb
		&\$%\$ + %	www\ ggY" Vta" Vb
&\$%\$		&\$%\$ + &+	www\ ggY" Vta" Vb
		&\$%\$, %\$	www\ ggY" Vta" Vb
		&\$%\$, &\$	www\ ggY" Vta" Vb
		&\$%\$, &\$	www\ ggY" Vta" Vb
		&\$%\$, &\$	www\ ggY" Vta" Vb
		&\$%\$, &\$	www\ ggY" Vta" Vb
		&\$%\$, &%	www\ ggY" Vta" Vb
		&\$%\$ - -	www\ ggY" Vta" Vb
		&\$%\$ - &%	www\ ggY" Vta" Vb
		&\$%\$ - &+	www\ ggY" Vta" Vb
		&\$%\$ - &+	www\ ggY" Vta" Vb
		&\$%\$ - &+	www\ ggY" Vta" Vb
&\$%\$		&\$%\$ - &+	www\ ggY" Vta" Vb
&\$%\$		&\$%\$ %\$ &	www\ ggY" Vta" Vb
		&\$%\$ %\$ &	www\ ggY" Vta" Vb
		&\$%\$ %\$ &	www\ ggY" Vta" Vb
		&\$%\$ %\$ &	www\ ggY" Vta" Vb
		&\$%\$ %\$ &	www\ ggY" Vta" Vb
&\$%\$		&\$%\$ %% &	www\ ggY" Vta" Vb

&\$%\$

	; =6GCB	&\$%\$ %& +	www' ggY" Vta" Vb
		&\$%\$ %& +	www' ggY" Vta" Vb
		&\$%\$ %& &\$	www' ggY" Vta" Vb
		&\$%\$ %& &'	www' ggY" Vta" Vb

&\$%

%

&

,

&\$% ' %

')

SJ[2011]777

12 31

2010

“ ”

2010

2006 2 15
1

2


3

2010

2006 2 15
2010 12 31

[]

1, 606, 912, 178. 08	1, 896, 421, 270. 78	244, 389, 137. 64	207, 630, 755. 84	1	
435, 368, 763. 27	256, 955, 377. 87			2	
1, 109, 673, 906. 00	1, 171, 190, 198. 68			3	
174, 934, 832. 07	281, 840, 276. 82			4	
142, 104, 067. 85	48, 543, 255. 02	664, 874, 960. 56	395, 815, 346. 15	5	1
1, 129, 459, 629. 73	910, 784, 246. 51			6	
4, 598, 453, 377. 00	4, 565, 734, 625. 68	909, 264, 098. 20	603, 446, 101. 99		
22, 322, 382. 44	22, 560, 000. 00		-	7	
	-		-		
	-		-		
	-		-		
105, 222, 218. 02	174, 237, 930. 24	950, 888, 554. 93	952, 376, 279. 72	8	2
	-				
10, 549, 635, 073. 04	7, 814, 394, 751. 98	1, 871, 218. 48	2, 129, 084. 01	9	
49, 728, 071. 24	839, 647, 136. 25		-	10	
	-		-		
	-		-		
	-		-		
	-		-		
242, 309, 676. 84	212, 111, 574. 77		-	11	
	-		-		
11, 782, 175. 81	16, 678, 380. 56	5, 939, 862. 94	6, 309, 810. 58	12	
12, 038, 272. 50	6, 507, 774. 24	7, 359, 945. 97	7, 359, 945. 97	13	
47, 388, 148. 48	55, 811, 185. 96			14	
	-				
11, 040, 426, 018. 37	9, 141, 948, 734. 00	966, 059, 582. 32	968, 175, 120. 28		
15, 638, 879, 395. 37	13, 707, 683, 359. 68	1, 875, 323, 680. 52	1, 571, 621, 222. 27		



4, 774, 034, 852.48 2, 345, 433, 265.16

5, 693, 385.53	67, 353, 289.67			
208, 876, 681.65	278, 017, 543.53	29, 751, 754.23	1, 063, 278, 354.28	47
4, 988, 604, 919.66	2, 690, 804, 098.36	29, 751, 754.23	1, 063, 278, 354.28	
3, 066, 648, 735.49	2, 011, 581, 842.79			

	427,392,000.00	70,949,173.93	-	-	127,839,814.16	-	602,284,932.06	-6,797,245.91	1,371,242,876.62	2,592,911,550.86
										-
										-
	427,392,000.00	70,949,173.93	-	-	127,839,814.16	-	602,284,932.06	-6,797,245.91	1,371,242,876.62	2,592,911,550.86
" - "	-	-5,193,186.54	-	-	-	-	205,961,890.01	-113,375.47	247,334,878.59	447,990,206.59
	-	-	-	-	-	-	205,961,890.01	-	236,938,109.42	442,899,999.43
	-	-	-	-	-	-	-	-113,375.47	-1,556,273.73	-1,669,649.20
	-	-	-	-	-	-	205,961,890.01	-113,375.47	235,381,835.69	441,230,350.23
	-	-	-	-	-	-	-	-	7,713,882.82	7,713,882.82
1.	-	-	-	-	-	-	-	-	7,713,882.82	7,713,882.82
2.	-	-	-	-	-	-	-	-	-	-
3.	-	-	-	-	-	-	-	-	-	-
	-	-	-	-	-	-	-	-	-137,211.44	-137,211.44
1.	-	-	-	-	-	-	-	-	-	-
2.	-	-	-	-	-	-	-	-	-	-
3.	-	-	-	-	-	-	-	-	-137,211.44	-137,211.44
4.	-	-	-	-	-	-	-	-	-	-
	-	-	-	-	-	-	-	-	-	-
1.	-	-	-	-	-	-	-	-	-	-
2.	-	-	-	-	-	-	-	-	-	-
3.	-	-	-	-	-	-	-	-	-	-
4.	-	-	-	-	-	-	-	-	-	-
()	-	-	-	-	-	-	-	-	-	-
1.	-	-	-	-	-	-	-	-	-	-
2.	-	-	-	-	-	-	-	-	-	-
	-	-5,193,186.54	-	-	-	-	-	-	4,376,371.52	-816,815.02
	427,392,000.00	65,755,987.39	-	-	127,839,814.16	-	808,246,822.07	-6,910,621.38	1,618,577,755.21	3,040,901,757.45

:

	427,392,000.00	188,752,996.64	-	-	127,839,814.16	-	753,370,447.13	-8,728,653.69	1,868,086,416.24	3,356,713,020.48
	-	-	-	-	-	-	2,067,949.27	-	-2,067,949.27	-
	-	-	-	-	-	-	-	-	-	-
	427,392,000.00	188,752,996.64	-	-	127,839,814.16	-	755,438,396.40	-8,728,653.69	1,866,018,466.97	3,356,713,020.48
" -"	-	-117,803,822.71	-	-	-	-	-153,153,464.34	1,931,407.78	-494,775,590.35	-763,801,469.62
	-	-	-	-	-	-	-153,153,464.34	-	-113,146,142.25	-266,299,606.59
	-	-	-	-	-	-	-	1,931,407.78	5,710,897.15	7,642,304.93
	-	-	-	-	-	-	-153,153,464.34	1,931,407.78	-107,435,245.10	-258,657,301.66
	-	-	-	-	-	-	-	-	-243,731,333.00	-243,731,333.00
1.	-	-	-	-	-	-	-	-243,731,333.00	-243,731,333.00	-
	-	-	-	-	--	-	-	1.0t	*	-

:

	427,392,000.00	53,696,990.29	-	-	12,038,936.11	-	-131,645,174.82	-	361,482,751.58
	-	-	-	-	-	-	-	-	-
	-	-	-	-	-	-	-	-	-
	427,392,000.00	53,696,990.29	-	-	12,038,936.11	-	-131,645,174.82	-	361,482,751.58
" - "	-	-	-	-	-	-	-66,334,880.60	-	-66,334,880.60
	-	-	-	-	-	-	-66,334,880.60	-	-66,334,880.60
	-	-	-	-	-	-	-	-	-
	-	-	-	-	-	-	-66,334,880.60	-	-66,334,880.60
	-	-	-	-	-	-	-	-	-
1.	-	-	-	-	-	-	-	-	-
2.	-	-	-	-	-	-	-	-	-
3.	-	-	-	-	-	-	-	-	-
	-	-	-	-	-	-	-	-	-
1.	-	-	-	-	-	-	-	-	-
2.	-	-	-	-	-	-	-	-	-
3.	-	-	-	-	-	-	-	-	-
4.	-	-	-	-	-	-	-	-	-
	-	-	-	-	-	-	-	-	-
1.	-	-	-	-	-	-	-	-	-
2.	-	-	-	-	-	-	-	-	-
3.	-	-	-	-	-	-	-	-	-
4.	-	-	-	-	-	-	-	-	-
()	-	-	-	-	-	-	-	-	-
1.	-	-	-	-	-	-	-	-	-
2.	-	-	-	-	-	-	-	-	-
	-	-	-	-	-	-	-	-	-
	427,392,000.00	53,696,990.29	-	-	12,038,936.11	-	-197,980,055.42	AAAR	-

:

427,392,000.00	53,696,990.29	-	-	12,038,936.11	-	-124,468,780.85	-	368,659,145.55
-	-	-	-	-	-	-	-	-
-	-	-	-	-	-	-	-	-
427,392,000.00	53,696,990.29	-	-	12,038,936.11	-	-124,468,780.85	-	368,659,145.55
-	-	-	-	-	-	-7,176,393.97	-	-7,176,393.97
-	-	-	-	-	-	-7,176,393.97	-	-7,176,393.97
-	-	-	-	-	-	-	-	-
-	-	-	-	-	-	-7,176,393.97	-	-7,176,393.97
-	-	-	-	-	-	-	-	-
-	-	-	-	-	-	-	-	-

" - "

1.

2.

- - ° - - z - - -

- z -

2010

1

"	")	1998	8	31	"	"	"	"	"
				()			(1998)	544	"
				10			1.00		
							110000009797733		
					14,000	1999	3	5	
"		[1999]	21	"					A 7,000
1999	4	22				[1999]	18		
							21,000	2000	8 25
							21,000		10
0.6					1,260	2001	9	28	
	2001		477-1	478-1	356				
								9,434,000.00	
						2002	5	30	2002 185
			2003	11	5				
		22,260			10	6			13,356
2004	6	29							35,616
		10	1	1				7,123.2	
					2010	12	31		
		427,392,000							
2004	12	6			2004				
"					"	"	"	"	"

2

3

4

()

5

“ ” “ ” “ ”
“ ” 2 19

1

2006

2 15

38

“ ”

2

3

1 1 12 31

4





8

5

:

:

6

1

2

3

4

7

3

8

1

2

" "

9

(1)

(2)

(3)

(5)

(6)

10

1

1000

100

2

			(%)	(%)
1	1		1	1
1 2	2		7	7
2 3	3		20	20
3 4	4		40	40
4 5	5		70	70
5			100	100

3

11

1

2

3

4

5

12

1

2 :

3

20

50

20

A.

B.

C.

D.

E.

4

13

1

2

5%

30

3.16%

10

14

20

	%	%
10—40	5	2 38—9.5
14	5	6.79
12	5	7.92
8	5	11.88
8	5	11.88

" "

15

16

1

2

3

3

17

3

2

1

4

5

[

18



5

4

23.5

5-10

19

1

2

3

20

1

2

3

21

1

2

1

22

23

1

2

75% 75%

90% 90%

3

4

25

1

17%

2

3%

5% 3%

5%

3

1%

7% 1%

7%

4

3%

5

1

25%

2

2004 69

2009-2013

50%

3

2008 12 11

309

2008

[2008] 314

3

2010

15%

4

2000 10 26

" [2000] 33 "

2007 12 26

" 2007 39 "

2010

15%

5

2006 154

25%

2007 39

, 2008 1 1

" " "

2008

2008

"

"

2010 12 5%

6

[2007] 39

2008 18%

2009 2011

20% 22% 24% 2012

25%

7

8

6

70%

1. 2%

12%

7

1

1

9000

8749.80

0

51% 51% 1, 576, 944, 899. 72

97. 22% 97. 22% 1, 944, 242. 34

2

44000

"

44000

-

"

1500

1500

64990. 07

64990. 07

-

"

"

400

240

-

900

770

-

60

18. 5

-

50	30	-
200	120	-
72.5	43.5	-
100	60	-
12.5	7.5	-
50	30	-
50	37.5	
50	25.5	

100%	100%	
100%	100%	
100%	100%	
60%	60%	7,761,429.03
100%	100%	
60%	60%	3,004,060.26
60%	60%	2,299,075.49
60%	60%	5,538,934.37
60%	60%	

60%	60%	4, 173, 623. 57
60%	60%	
60%	60%	2, 116, 798. 05
75%	75%	1, 145, 355. 08
51%	51%	2, 760, 561. 15

100%

3

650

325

500

400

50%	100%	7, 368, 205. 93
80%	80%	1, 265, 618. 68

2

2950

IT

2743

500

521

100% 100%

93% 93%

2, 254, 951. 54

2

1

2

2

1

1

1

3

1

254, 116, 315. 64

80, 908, 577. 84

32, 213, 593. 45

-5, 958, 517. 59

4, 581, 420. 31

1, 290, 157. 51

5, 633, 798. 27

1, 301, 171. 51

2

	22,185,095.34	637,818.86
	-11,331,347.18	0
	-35,437.10	0

4

	6.6227	6.7255
	1.0016	0.9636
	0.005815	0.005831
	0.1468	0.1473
	8.8065	9.3018
	0.8509	0.8657
	6.6227	6.7255
	8.8065	9.3018
	6.6723	6.5962
	8.8065	9.3018
	6.6227	6.7255

1 6.6227

1

1

		1,182,379.73			597,692.60
961,220.92	1.0000	961,220.92	575,590.54	1.0000	575,590.54
1,017.02	6.6227	6,735.42			
140.68	8.8065	1,238.90			
727,884.58	0.1468	106,853.46			
544,650.00	0.005815	3,167.14	307,690.00	0.00586	1,803.06

104,438.70	0.8509	88,866.89	7,186.46	0.8806	6,328.40
2,142.74	6.6723	14,297.00	2,142.73	6.5200	13,970.60
-		1,242,582,467.64			1,541,437,834.68
992,977,573.02	1.0000	992,977,573.02	1,327,855,469.84	1.0000	1,327,855,469.84
29,565,402.34	6.6227	195,802,790.10	27,797,486.38	6.8282	189,806,796.50
5,018,717.69	8.8065	44,197,337.34	831,880.54	9.7971	8,150,016.84
19,922,234.13	0.1468	2,924,583.96	22,355,610.00	0.1478	3,304,159.16
535,912,237.00	0.005815	3,116,329.66	1,308,048,649.00	0.00586	7,665,165.08
1,359,942.19	1.0016	1,362,118.10	1,145,991.06	0.9256	1,060,729.33
12,616.87	0.8509	10,735.69	416,019.50	0.9364	389,560.66
328,372.49	6.6723	2,190,999.77	491,708.17	6.5200	3,205,937.27
-		363,147,330.71			354,385,743.50
363,146,682.60	1.0000	363,146,682.60	354,385,743.43	1.0000	354,385,743.43
			0.01	6.8282	0.07
73.59	8.8065	648.11			
		<u>1,606,912,178.08</u>			<u>1,896,421,270.78</u>

2

211,985.13	253,920.17
15,000,000.00	
142,901,993.98	215,947,179.36
146,064,700.00	114,500,000.00
8,968,651.60	23,684,643.97
50,000,000.00	
<u>363,147,330.71</u>	<u>354,385,743.50</u>

1

15 4 26 4

2

2

1

			428,242,856.51	253,857,692.09
			7,125,906.76	3,097,685.78
		<u> </u>	<u>435,368,763.27</u>	<u>256,955,377.87</u>

(2) 2010 12 31 5% 5%

(3)

			2010/05/07	2010/11/07	50,000.00
			2010/05/20	2010/11/20	50,000.00
			2010/06/28	2010/12/28	100,000.00
			2010/05/30	2010/11/30	160,000.00
		<u> </u>			<u>360,000.00</u>

(4) 2010 12 31 647 151,330,767.73

			2010/09/07	2011/03/07	2,500,000.00
			2010/12/03	2011/06/03	2,000,000.00
			2010/11/25	2011/05/25	2,000,000.00
			2010/08/28	2011/02/28	1,780,000.00
			2010/11/30	2011/05/30	1,690,000.00

(5) 2010 12 31 26,598,349.14 (2009
12 31 0.00) 26,598,349.14 17 4

3

1

1,154,728,968.92 100.00% 45,055,062.92 3.90% 1,220,088,346.37 100.00% 48,898,147.69 4.01% > ,

5

6

6 2010 12 31

43,217,118.93

42,784,947.74

37,000,000.00

17 4

7

2,029,021.87

4

1

1	1	126,122,039.80	71.14%	60,067.86	268,046,046.16	93.88%	
1-2	2	24,321,480.61	13.72%	10,348.78	8,109,251.71	2.84%	2,265,592.47
2-3	3	8,764,477.58	4.94%	527,523.30	8,266,983.95	2.90%	1,405,286.13
3		18,090,800.33	10.20%	1,766,026.31	1,088,873.60	0.38%	
		<u>177,298,798.32</u>	<u>100.00%</u>	<u>2,363,966.25</u>	<u>285,511,155.42</u>	<u>100.00%</u>	<u>3,670,878.60</u>

2

					10,777,173.50	1
					8,091,353.14	1
					4,000,000.00	1
					3,528,000.05	1
					3,315,809.22	1
					<u>29,712,335.91</u>	

3 2010 12 31

5% 5%

4

6

10,424,000.00	6.94%
3,489,390.54	2.32%
3,119,408.00	2.08%
2,455,535.79	1.64%
<u>38,188,334.33</u>	<u>25.44%</u>

5
6
6
6
1

19,026,349.22

232,324,415.57	232,324,415.57	122,744,175.60	122,744,175.60
1,839,410.18	1,839,410.18		
6,427,348.46	6,427,348.46	364,996.98	364,996.98
863,099,008.22	2,463,379.34	860,635,628.88	777,322,547.17
13,029,440.48		13,029,440.48	8,023,086.55
2,459,689.26	2,459,689.26		
15,203,386.16		15,203,386.16	2,440,946.46
<u>1,134,382,698.33</u>	<u>4,923,068.60</u>	<u>1,129,459,629.73</u>	<u>910,895,752.76</u>
			<u>111,506.25</u>
			<u>910,784,246.51</u>

2

111,506.25	2,554,487.64	202,614.55	2,463,379.34
	2,459,689.26		2,459,689.26
<u>111,506.25</u>	<u>5,014,176.90</u>	<u>202,614.55</u>	<u>4,923,068.60</u>

7

	24,000,000.00	1,677,617.56	24,000,000.00	1,440,000.00
<u> </u>	<u>24,000,000.00</u>	<u>1,677,617.56</u>	<u>24,000,000.00</u>	<u>1,440,000.00</u>

8

1

			1000	30.00%	30.00%
			15714.57	35.32%	35.32%
			100	49%	49%
			3390	47.20%	47.20%
			532	25%	25%
			2000	50%	50%

10,289,341.67	2,169,783.97	8,119,557.70	79,196,905.41	-242,697.18
284,146,222.86	94,758,231.00	189,387,991.86	0.00	-4,005,989.92

5,798,070.54	4,906,913.67	891,156.87	0.00	-883.34
142,978,903.07	105,830,196.78	37,148,706.29	37,045,459.84	2,645,050.72
21,579,059.59	3,084,733.12	18,494,326.47	972,475.10	-148,295.79
26,563,958.46	4,378,863.12	22,185,095.34	10,709,614.91	637,818.86

2

117,893,054.39	82,810,690.52	-82,810,690.52	
3,000,000.00	2,617,542.61	-72,809.15	2,544,733.46
59,398,000.00	64,761,041.67	-1,414,915.64	63,346,126.03
490,000.00	493,857.31	-432.84	493,424.47
16,000,000.00	16,862,725.85	1,248,463.94	18,111,189.79
6,436,379.16	6,096,834.61	-1,265,078.01	4,831,756.60
15,299,750.00		15,299,750.00	15,299,750.00
12,327,935.72	12,327,935.72		12,327,935.72
595,237.67	595,237.67		595,237.67
300,000.00	300,000.00		300,000.00
19,500.00	19,500.00		19,500.00
	<u>186,885,365.96</u>	<u>-69,015,712.22</u>	<u>117,869,653.74</u>

30.00%	30.00%	
35.32%	35.32%	
49.00%	49.00%	
47.20%	47.20%	
25.00%	25.00%	
50%	50%	
10.00%	10.00%	12,327,935.72
7.00%	7.00%	

300,000.00

19,500.00

12,647,435.72

--

--

--

50%

9

1

<u>8,727,533,153.63</u>	<u>3,938,574,064.36</u>	<u>744,260,617.69</u>	<u>11,921,846,600.30</u>
1,210,148,925.82	512,248,227.79	78,503,720.41	1,643,893,433.20
3,497,138,377.64	1,444,441,928.64	102,951,217.59	4,838,629,088.69
46,175,175.58	7,757,118.58	10,877,238.72	43,055,055.44
56,550,475.61	16,645,876.33	2,998,020.71	70,198,331.23
93,572,197.32	25,497,753.78	1,378,737.21	117,691,213.89
3,823,948,001.66	1,931,983,159.24	547,551,683.05	5,208,379,477.85
<u>913,138,401.65</u>	<u>81,855,222.72</u>	<u>454,144,375.89</u>	<u>1,370,950,478.87</u>
103,040,544.74	4,724,112.70	62,970,007.14	152,516,165.12
728,668,879.18	72,428,326.42	369,660,072.09	1,122,472,350.86
17,134,684.62	537,628.44	5,491,757.15	15,123,283.44
32,597,241.50	1,244,825.79	15,344,011.79	46,708,733.63
31,697,051.61	2,920,329.37	678,527.72	34,129,945.82
		<u>1,261,048.39</u>	<u>1,261,048.39</u>
		1,261,048.39	1,261,048.39
<u>7,814,394,751.98</u>			<u>10,549,635,073.04</u>
1,107,108,381.08			1,491,377,268.08

2,768,469,498.46	3,714,895,689.44
29,040,490.96	27,931,772.00
23,953,234.11	23,489,597.60
61,875,145.71	83,561,268.07
3,823,948,001.66	5,208,379,477.85

454,144,375.89

1,214,026,089.85

2 2010 12 31
560,139,563.90 17,090,767.87

3 2010 12 31

108,326,049.43	4,557,377.31	103,768,672.12
42,711,484.17	1,378,961.61	41,332,522.56
262,709,372.14	4,684,444.63	258,024,927.51
7,820,937.70	98,464.24	7,722,473.46
10,165,833.95	482,877.11	9,682,956.84
42,563,741.27	17,298,377.28	25,265,363.99
<u>474,297,418.66</u>	<u>28,500,502.18</u>	<u>445,796,916.48</u>

4 2010 12 31

418,724,560.38	391,491,081.50
636,293,527.29	468,476,745.11
3,489,277.08	2,453,397.95
2,645,646.39	1,388,964.35
1,904,719,648.79	1,904,719,648.79
<u>2,965,872,659.93</u>	<u>2,768,529,837.70</u>

17 3 26 3

28 3

		2,738,604.70	2,738,604.70	730,973,371.29	730,973,371.29
3		3,906,439.58	3,906,439.58	27,000.00	27,000.00
				3,186,759.99	3,186,759.99
				13,000.00	13,000.00
4#				489,426.08	489,426.08
6				57,446.08	57,446.08
224	3			12,682,896.75	12,682,896.75
				5,165,320.00	5,165,320.00
				824,737.43	824,737.43
	()			2,610,677.32	2,610,677.32
14				2,661,299.21	2,661,299.21
10				202,919.47	202,919.47
220				45,000.00	45,000.00
222				80,429,282.63	80,429,282.63
		313,000.00	313,000.00	278,000.00	278,000.00
		13,354,327.83	13,354,327.83		
202		4,275,865.65	4,275,865.65		
307		999,733.91	999,733.91		
		188,822.71	188,822.71		
101		580,000.00	580,000.00		
203		125,445.02	125,445.02		
		803,369.85	803,369.85		
		117,325.50	117,325.50		
		92,100.00	92,100.00		
		11,973,752.36	11,973,752.36		
		9,764,868.76	9,764,868.76		
		129,173.76	129,173.76		
		365,241.61	365,241.61		

		<u>49,728,071.24</u>	<u>49,728,071.24</u>	<u>839,647,136.25</u>	<u>839,647,136.25</u>
	2				
					(%)
		730,973,371.29	242,079,461.42	970,314,228.01	
224	3	12,682,896.75	58,455,653.66	71,138,550.41	100.00
222		127,570,000.00	80,429,282.63	59,223,225.74	100.00
			13,354,327.83	139,652,508.37	
		136,010,000.00	11,973,752.36		8.80
		<u>824,085,550.67</u>	<u>385,086,421.01</u>	<u>1,181,105,286.79</u>	

(%)

				2,738,604.70	
224	3			0.00	
222		4,222,260.89	754,350.00	5.40%	0.00
				13,354,327.83	
				11,973,752.36	
		<u>4,222,260.89</u>	<u>754,350.00</u>	<u>28,066,684.89</u>	

11

1

	<u>234,331,566.83</u>	<u>52,861,987.71</u>	-	<u>287,193,554.54</u>
	195,676,870.43	20,090,176.60	-	215,767,047.03
	30,389,726.90			30,389,726.90
		27,966,000.00		27,966,000.00

	3, 821, 651. 48		3, 821, 651. 48
3, 907, 483. 20	419, 428. 80	-	4, 326, 912. 00
4, 357, 486. 30	564, 730. 83	-	4, 922, 217. 13
<u>22, 219, 992. 06</u>	<u>22, 663, 885. 64</u>	-	<u>44, 883, 877. 70</u>
11, 794, 086. 06	5, 538, 556. 38	-	17, 332, 642. 44
9, 116, 917. 92	3, 038, 972. 64	-	12, 155, 890. 56
	11, 393, 832. 90	-	11, 393, 832. 90
	1, 528, 660. 80	-	1, 528, 660. 80
708, 609. 60	589, 464. 00	-	1, 298, 073. 60
600, 378. 48	574, 398. 92	-	1, 174, 777. 40

<u>212, 111, 574. 77</u>	<u>242, 309, 676. 84</u>
183, 882, 784. 37	198, 434, 404. 59
21, 272, 808. 98	18, 233, 836. 34
	16, 572, 167. 10
	2, 292, 990. 68
3, 198, 873. 60	3, 028, 838. 40
3, 757, 107. 82	3, 747, 439. 73

2 10, 850, 680. 78
11, 813, 204. 86

3 2010 12 31
24, 193, 687. 26 22, 002, 249. 27

12

	594,564.68		594,564.68
	4,896,204.75	4,896,204.75	
	852,008.88		852,008.88
	10,335,602.25		10,335,602.25
<u> </u>	<u>16,678,380.56</u>	<u>4,896,204.75</u>	<u>11,782,175.81</u>

13

	6,238,977.29	319,947.60	5,919,029.69
	70,833.29	50,000.04	20,833.25
	1,400,181.70	653,562.80	746,618.90
	1,349,978.44	458,202.74	891,775.70
()	143,846.09	16,923.12	126,922.97
	154,810.60	37,912.80	116,897.80
	5,613.38	5,613.38	
	708,138.63	136,301.79	571,836.84
	1,564,731.96	21,178.21	1,543,553.75
	88,542.04	8,499.96	80,042.08
	67,974.93	54,380.04	13,594.89
	35,833.31	28,666.68	7,166.63
	2,000,000.00		2,000,000.00
<u> </u>	<u>6,507,774.24</u>	<u>7,321,687.42</u>	<u>12,038,272.50</u>

14

/

1

	20,147,678.63	18,462,099.76
	27,240,469.85	37,349,086.20
<u> </u>	<u>47,388,148.48</u>	<u>55,811,185.96</u>

2

	16,077,917.69	
	1,677,617.56	
	319,500.00	
	4,923,068.60	
	99,579,716.33	19,630,229.31
<hr/>	<u>122,577,820.18</u>	<u>19,630,229.31</u>

3

2013	16,136,195.70	16,136,195.70
2014	3,494,033.61	3,494,033.61
2015	79,949,487.02	
<hr/>	<u>99,579,716.33</u>	<u>19,630,229.31</u>

(4)

	237,643.23	950,572.91
<hr/>	<u>237,643.23</u>	<u>950,572.91</u>

15

68,105,447.56	17,645,836.85	438,191.68	18,084,028.53
1,440,000.00	237,617.56		237,617.56
111,506.25	4,811,562.35	202,614.55	5,014,176.90
	1,261,048.39		1,261,048.39

12, 647, 435. 72

=====

82, 304, 389. 53

23, 956, 065. 15

640, 806. 23

24, 596, 871. 38

2 2010 12 31

602,000,000.00

1,367,000,000.00

500,000,000.00

3 2010 12 31

30,000,000.00

2010.01.08-2011.01.08

2009 10 26 "

99352009299456 "

2009 10 26 2012 10

25

,

30,000,000.00

2010 12 31

30,000,000.00

50,688,836.30

4 2010 12 31

16,500,000.00

2010.01.15-2011.01.14

109,274,550.00

729,300.00

2010.06.23-2011.06.22

4,829,935.11

588,581.73

2010.06.17-2011.06.16

3,898,000.22

963,278.38

2010.06.28-2011.06.27

6,379,503.73

			429,000.00	2010.06.29-2011.06.28
			2,841,138.30	
			2,150,000.00	2010.11.05-2011.11.04
			14,238,805.00	
			10,000,000.00	2010.10.12-2011.04.12
			5,000,000.00	2010.10.29-2011.04.24
			22,000,000.00	2010.11.30-2011.05.28
			26,598,349.14	
" JX	2010	001 "		112,880,000.00
			2010 1 15	" JX 2010 001
"			2010 12 31	
16,500,000.00			109,274,550.00	
:				2010
6 23	" 2010	024 "		
	4,995,700.00		729,300.00	2010
12 31			729,300.00	4,829,935.11
				2010
6 17	" 2010	025 "		
	4,031,800.00		588,581.73	2010
12 31			588,581.73	3,898,000.22
				2010
6 28	" 2010	026 "		
	6,598,500.00		963,278.38	2010
12 31			963,278.38	6,379,503.73
				2010
06 29	" 2010	027 "		
	2,938,700.00		429,000.00	2010

12	31		429,000.00		2,841,138.30	
						2010
11	05	" JX	2010	021"		
14,620,000.00					2010 11 05	" JX
	2010	004"			2010 12 31	
		2,150,000.00		14,238,805.00		
2010	5	7	"	2010 GNST 009 "		
		15,000,000.00			2010 12 31	2010 12
31				15,000,000.00		
18,451,727.55				18,267,210.27		
2010	11	28	"	2010 GNST 022 "		
		22,000,000.00			2011 6 30	2010 12
31				22,000,000.00		
24,765,391.38				24,517,737.47		
		2010 12 31				26,598,349.14
					11,250,762.10	
				15,347,587.04		
18						
				<hr/>		
				84,956,517.75		25,338,848.24

2,191,226.74 8,560,375.23

776,568.95

41,754.17

13,772,003.80

12,834,009.32

24

1

30,424,947.28

30,424,947.28

25

1

%

(%)

1 68,379,780.14 92.81 455,627,575.26 93.68

2 2,619,030.84 3.55 3,698,538.46 0.76

3 1,791,329.17 2.43 6,292,935.75 1.29

889,352.88 1.21 20,779,419.34 4.27

73,679,493.03 100.00 486,398,468.81 100.00

2

5% 5%

3

5,299,712.89

4

6

26

1

1,792,363,771.19

1,253,809,902.47

551,045,258.19

160,000,000.00

779,506,833.00

443,187,666.00

461,811,680.00

650,622,236.47

1,792,363,771.19

1,253,809,902.47

2 2010 12 31

263, 113, 500. 00

516, 393, 333. 00

3 2010 12 31

70, 000, 000. 00	2008. 05. 16—2011. 12. 20
45, 000, 000. 00	2008. 04. 23—2011. 12. 25
15, 000, 000. 00	2007. 05. 31—2011. 12. 25
38, 400, 000. 00	2008. 09. 24-2011. 09. 24
254, 311, 680. 00	
37, 500, 000. 00	2006. 04. 30- -2011. 07. 01
40, 000, 000. 00	2006. 04. 21--2011. 12. 31

2008 05 16	"	99072008Y06102	"
	2008 5 16		" 07062008294681"
	2010 12 31		70, 000, 000. 00
			235, 415, 219. 53

173, 399, 103. 26

2007 9 14	" 07	ZD0022	"
	6		2007 3
22 2009 3 21			
400, 000, 000. 00		2010 12 31	
60, 000, 000. 00			526, 503, 753. 54
522, 902, 110. 57			

2010 9

30 " 2010 2-008 "

2008 9 22 " 2008 (

) 2-007 " 2010 12 31

38,400,000.00 254,311,680.00

326,855,589.77

28 3

28 3

4

2008/09/24	2011/09/24	USD	2.77%	38,400,000.00	254,311,680.00
2009/08/26	2011/07/27	RMB	5.40%		200,000,000.00
2008/06/20	2011/06/19	RMB	5.04%		150,000,000.00
2008/07/30	2011/12/31	RMB	5.76%		130,000,000.00
2008/01/02	2011/11/08	RMB	5.18%		100,000,000.00
	--		--	--	<u>834,311,680.00</u>

27

	515,069,444.40	509,294,444.47
	<u>515,069,444.40</u>	<u>509,294,444.47</u>

2010 12 31

500,000,000.00	2010 2 25	2010/2/25-2011/2/25	500,000,000.00
15,069,444.40		15,069,444.40	515,069,444.40

28

1

		1, 001, 121, 689. 51	1, 151, 889, 567. 08
		2, 026, 530, 668. 00	2, 629, 547, 881. 00
		302, 532, 926. 73	533, 712, 740. 24
		14, 000, 000. 00	
	<u> </u>	<u>3, 344, 185, 284. 24</u>	<u>4, 315, 150, 188. 32</u>

2 2010 12 31

619, 454, 000. 00

1, 407, 076, 668. 00

3 2010 12 31

		200, 000, 000. 00	2008. 05. 16—2013. 05. 15
		27, 500, 000. 00	2006. 04. 30- -2012. 04. 27
		15, 000, 000. 00	2009. 01. 13- -2012. 01. 11
		15, 000, 000. 00	2009. 01. 23- -2012. 01. 22
		40, 000, 000. 00	2006. 04. 21- -2013. 04. 18
Caja de Ahorros y Pensi ones de Barcel ona			
		571, 501. 36	
		5, 032, 926. 73	

2008 05 16

" 99072008Y06101 "

2008 5 16

" 07062008294680"

2010 12 31

200, 000, 000. 00

491, 503, 080. 79

2006 4 28

" 51906200900003922"

29

		32,412,716.54	31,489,730.27
	<hr/>	<u>32,412,716.54</u>	<u>31,489,730.27</u>

30

- 1
- 2
- 3

4

1.	427,392,000.00		427,392,000.00
2.			
3.			
4.			
	427,392,000.00		427,392,000.00
	<u>427,392,000.00</u>		<u>427,392,000.00</u>

31

	39,556,807.43		39,556,807.43
	31,392,366.50	5,193,186.54	26,199,179.96
	<u>70,949,173.93</u>	<u>5,193,186.54</u>	<u>65,755,987.39</u>

1 15%

2

32

	127, 839, 814. 16	127, 839, 814. 16
<u> </u>	<u>127, 839, 814. 16</u>	<u>127, 839, 814. 16</u>

33

	602, 284, 932. 06	757, 163, 097. 38	--
+	-	-1, 724, 700. 98	--
	602, 284, 932. 06	755, 438, 396. 40	--
	205, 961, 890. 01	-153, 153, 464. 34	--
	<u>808, 246, 822. 07</u>	<u>602, 284, 932. 06</u>	

34

1

4, 663, 962, 158. 49	3, 240, 091, 580. 81	3, 077, 360, 001. 00	2, 623, 743, 177. 81
101, 059, 347. 85	45, 324, 934. 31	93, 575, 642. 57	81, 972, 846. 77

===== 4,765,021,506.34 3,285,416,515.12 3,170,935,643.57 2,705,716,024.58

2

	4,418,283,700.24	3,106,434,238.90	3,038,992,611.00	2,605,558,394.28
	245,678,458.25	133,657,341.91	38,367,390.00	18,184,783.53
<u> </u>	<u>4,663,962,158.49</u>	<u>3,240,091,580.81</u>	<u>3,077,360,001.00</u>	<u>2,623,743,177.81</u>

	2,273,620,869.12	1,495,595,024.95	1,396,167,168.08	1,283,045,019.14
	2,390,341,289.37	1,744,496,555.86	1,681,192,832.92	1,340,698,158.67
<u> </u>	<u>4,663,962,158.49</u>	<u>3,240,091,580.81</u>	<u>3,077,360,001.00</u>	<u>2,623,743,177.81</u>

3

	82,898,535.09	39,022,212.95	76,607,369.78	67,781,867.38
	4,912,372.91	4,408,284.63		
	13,248,439.85	1,894,436.73	16,968,272.79	14,190,979.39
<u> </u>	<u>101,059,347.85</u>	<u>45,324,934.31</u>	<u>93,575,642.57</u>	<u>81,972,846.77</u>

4

GI BSON ENTERPRISES INC.	403,739,224.57	8.48%
HELMAG	136,066,264.58	2.86%
PCLY BASE LIMITED	135,906,252.41	2.85%
	134,546,051.49	2.82%
	140,280,829.35	2.94%
<u> </u>	<u>950,538,622.40</u>	<u>19.95%</u>

35

1,036,345.48	2,731,425.07
4,758,243.78	1,739,048.24
11,209,444.21	3,419,167.18
<u>17,004,033.47</u>	<u>7,889,640.49</u>

36

10,640,945.24	8,752,446.69
82,655,786.84	53,759,091.14
6,293,383.11	3,693,048.08
4,731,801.55	3,191,747.29
1,091,644.24	947,598.44
1,427,616.93	1,511,465.37
1,578,798.47	1,205,389.61
2,636,637.67	2,797,757.51
1,877,599.98	1,714,113.61
1,905,675.06	574,558.95
1,221,424.32	294,420.93
5,255,760.10	2,894,354.37
<u>121,317,073.51</u>	<u>81,335,991.99</u>

37

99,697,126.27	73,232,798.55
23,695,011.86	27,215,796.63
24,181,440.72	18,073,779.30
6,759,497.55	2,282,501.33
5,326,684.60	3,271,830.61
25,343,947.23	13,061,352.83

6, 514, 490. 73	3, 459, 376. 41
6, 640, 242. 29	7, 527, 093. 08
136, 869, 955. 72	100, 408, 504. 52
10, 913, 056. 87	7, 895, 583. 86
5, 001, 328. 25	17, 510, 176. 44
16, 202, 672. 94	16, 813, 198. 25
14, 921, 242. 12	-
6, 597, 511. 29	812, 871. 39
36, 228, 122. 97	23, 122, 943. 26
<u>424, 892, 331. 41</u>	<u>314, 687, 806. 46</u>

38

507, 902, 334. 32	515, 864, 997. 64
29, 417, 957. 69	52, 520, 068. 85
-12, 299, 539. 67	1, 815, 923. 53
15, 287, 215. 25	8, 601, 074. 83
<u>481, 472, 052. 21</u>	<u>473, 761, 927. 15</u>

39

17, 645, 836. 85	24, 405, 016. 00
237, 617. 56	1, 440, 000. 00
1, 261, 048. 39	
4, 608, 947. 80	
<u>23, 753, 450. 60</u>	<u>25, 845, 016. 00</u>

40

11, 883, 032. 87

11, 883, 032. 87

41

1

2, 126, 815. 04

-12, 985, 444. 80

2010		4,240,000.00		2010	67
		3,657,883.51		2007	36
		3,004,763.28		2006	111
2010		1,000,000.00		2010	
		978,800.00		2010	65
			67	2010	68
15		945,000.00		2009	502
		600,000.00		2010	199
07-08		534,804.83		2003	7
	2009	510,300.00		2009	349
2010		500,000.00		2010	
		350,000.00			
	SNC	300,000.00		2010	268
2009		287,076.30		2010	180
		200,000.00			
		124,000.00			
2009		109,500.00	2009		
		109,300.00		2010	65
		4,631,748.84			
		<u>34,227,276.76</u>			

	6,861,361.72	2,105,036.24	6,861,361.72
	6,861,361.72	2,105,036.24	6,861,361.72
	1,756,700.00	892,300.00	1,756,700.00
	326,387.82	1,540,514.35	326,387.82
		316,218.02	

	324,046.84	22,115.58	324,046.84
	381,611.25	378,762.30	381,611.25
	<u>9,650,107.63</u>	<u>5,254,946.49</u>	<u>9,650,107.63</u>

44

(1)

	56,397,977.59	6,735,806.26
	8,660,680.71	-40,441,713.99
	<u>65,058,658.30</u>	<u>-33,705,907.73</u>

2

	507,958,657.73	-300,005,514.32
	-143,313,916.30	327,329,640.26
	364,644,741.43	27,324,125.94
	56,236,755.68	6,563,009.42
	161,221.91	172,796.84
	56,397,977.59	6,735,806.26
	8,660,680.71	-40,441,713.99
	65,058,658.30	-33,705,907.73

1

1

5

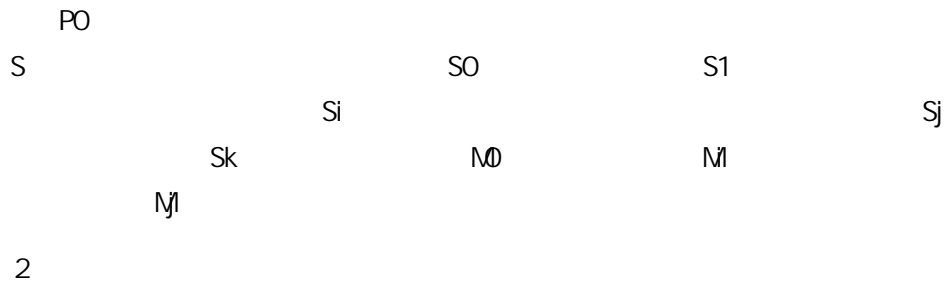
45

	0.4819	0.4819	-0.3583	-0.3583
	0.3077	0.3077	-0.5295	-0.5295

1

=PO: S

$$S = S_0 - S_1 - \sum_i S_i \times M_i \div M_0 - \sum_j S_j \times M_j \div M_0 - S_k$$



$$= P1 / (S_0 - S_1 - \sum_i S_i \times M_i \div M_0 - \sum_j S_j \times M_j \div M_0 - S_k + \dots)$$

P1

46.

1	-1, 669, 649. 20	7, 642, 304. 93
<u> </u>	<u>-1, 669, 649. 20</u>	<u>7, 642, 304. 93</u>

47

1	25, 533, 945. 73	92, 243, 512. 30
	7, 764, 606. 07	52, 520, 068. 85
	175, 578, 129. 85	133, 253, 962. 38
<u> </u>	<u>208, 876, 681. 65</u>	<u>278, 017, 543. 53</u>

2

	194, 940, 820. 85	210, 640, 836. 16
	21, 454, 533. 93	56, 601, 070. 09
	165, 347, 396. 47	83, 958, 360. 22
<u> </u>	<u>381, 742, 751. 25</u>	<u>351, 200, 266. 47</u>

48
1

1.

		442, 899, 999. 43	- 266, 299, 606. 59
		23, 753, 450. 60	25, 845, 016. 00
		1, 001, 696, 058. 94	644, 557, 951. 24
		10, 850, 680. 78	7, 675, 795. 11
		1, 791, 189. 16	614, 291. 06
	" "	- 9, 384, 390. 61	- 1, 784, 315. 56
	" "		
	" "		- 11, 883, 032. 87
	" "	489, 290, 078. 11	516, 661, 597. 64
	" "	- 52, 676, 734. 18	- 27, 234, 888. 24
	" "	8, 423, 037. 48	- 40, 441, 713. 99
	" "	237, 643. 23	
	" "	- 211, 936, 175. 35	6, 119, 240. 38
	" "	- 19, 505, 484. 56	- 398, 935, 777. 60
	" "	- 901, 776, 400. 69	- 581, 516, 598. 40
		783, 662, 952. 34	- 126, 622, 041. 82

2

3

1,395,847,478.08	1,896,421,270.78
1,182,379.73	597,692.60
1,242,582,467.64	1,541,437,834.68
152,082,630.71	354,385,743.50

1,395,847,478.08	1,896,421,270.78
------------------	------------------

1

2,699,513,131.00

36.15%

36.15%

10000349-5

2

3.

8

4

SUREST FINANCE LTD.

70420260- 4

72450643- 7

13899992- 9

72281912- 2

10205238- 9

76626876- 4

77724888- 1

68071026- 7

14648496- 8

76868943- 1

76132874- 8

60812593- 6

76016385- 7

76134856- 2

79767267- 1

14688100- 7

75119990- 3

55107657- 0

75877362- 1

67006782- 9

63158838- 1

26552942- 8

61880023- 7

61881577- 0

19220102- 5

19512947-9

10187711-9

76959890-2

5

\ \ \

\ \

\ \ \

\ \

\ \ \

GIBSON INTERPRISES INC

\

	143,759,319.32	3.02%	19,858,200.09	0.65%
	22,800,764.64	0.49%	12,686,361.66	0.41%
	7,020,725.32	0.15%		
	135,592,205.72	3.07%	100,495,642.80	3.27%
	21,824,732.02	0.49%	16,059,197.41	0.52%
	9,297,782.72	0.20%	8,529,568.50	0.28%
	11,896.72	0.01%		
	169,780.44	0.20%		
	2,642.64	7.03%		
	901,384.01	0.89%	304,624.73	0.33%
	33,839,307.50	33.48%	3,866,642.38	4.13%
	421,880.67	0.01%	4,007,456.38	0.13%
			45,287,186.30	48.40%
GI BSCN INTERPRISES INC			192,640,644.78	6.26%
			125,287.15	0.13%
			13,754,347.00	14.70%
			7,985,995.09	0.26%
	4,825,687.91	0.43%		
	182,055.11	0.52%		
	4,147,566.33	0.37%		
	543,385.97	3.09%		
	248,143.68	3.39%	1,380,749.35	14.77%
	14,986,427.18	6.09%	15,552,833.40	1.47%
	227,110,522.94	20.24%	190,955,929.60	18.08%
	86,899,849.26	4.50%	95,648,169.88	28.71%

4,430.00	5.48%		
78,433,826.23	64.65%		
102,867,589.58	9.17%		
22,579.87	0.19%		
302,501.90	2.87%		
1,292,100.00	100.00%	1,218,294.56	2.32%

6

1

	8,192,263.75	81,922.64	7,406,732.23
	3,786,324.42	263,470.42	11,950,829.90
	19,968.00	199.68	202,618.60
	297,926.00	2,979.26	
			562,965.00
			4,008,047.73
			69,267,419.19
			250,980.00
GI BSON ENTERPRISES I NC.			68,930,802.25
			572,550.00
	45,172.18	18,068.87	
	508,279.42	203,404.13	
	78,286.80	15,657.36	
	710.00	7.10	
	<u>12,928,930.57</u>	<u>585,709.46</u>	<u>163,152,944.90</u>
	160.70		
	308,700.00		
	<u>308,860.70</u>		
			216,002.86

	939,938.00	939,938.00	939,938.00
	210,000.00	210,000.00	210,000.00
	3,489,390.54	121,690.70	
	2,984,918.18	162,702.77	2,215,926.47
	252,011.82	17,640.83	
	491,540.99	132,616.40	623,775.23
	696,755.53	27,202.35	337,246.62
	840,000.00	8,400.00	
<u> </u>	<u>9,904,555.06</u>	<u>1,620,191.05</u>	<u>4,542,889.18</u>

(2)

		544,708.73	1,909,228.12
		1,567,785.14	
			126,920.00
			2,059,393.68
			888,952.74
<u> </u>		<u>2,112,493.87</u>	<u>4,984,494.54</u>
		6,212,707.12	
		98,940.40	
		255,000.00	
SUREST FINANCE LTD.		1,499,164.90	
			31,302,563.78
<u> </u>		<u>8,065,812.42</u>	<u>31,302,563.78</u>
		132.45	
SUREST FINANCE LTD.		8,490.54	4,286,372.19
			351,764,794.10
			1,095,321.86
<u> </u>		<u>8,622.99</u>	<u>357,146,488.15</u>

7

2008 1 28 " 79172008280043 " 2,400
 2008 1 28 2009 9
 29 7.56% 2009 2
 5.31%

8

2010 12 31

500,000,000.00 2010.04.23 2012.06.30

: 2010 4 23 " 2010
 2-003 " 2010 4 23
 2012 6 30 500,000,000.00 2010
 12 31 500,000,000.00

1 2010 12 31

2010 12 31
 26,598,349.14 -
 11,250,762.10 -
 15,347,587.04

2 2010 12 31

2006 1 23

2006 1 23 2026 1 23

973.54

2026 1 24 2029 6 20
 7,500,000.00

2010 12 31

2010 12 31

1

2010 10 18 " 63722792502010086"

2010 10 18 2012

10 18

79,797,000.00

2010 12 31

0.00

53,316,150.05 48,596,418.09

-

12,597,540.90 11,503,035.67

2

2010

10 19

" 63722792502010087"

2010 10 19

2012 10 19

370,368,000.00

2010 12 31

0.00

309,184,175.39 290,928,251.50

-

11,596,146.36 10,499,213.60

3

2010 10 19

" JX 2010 052 "

2010 10 20

2013 7

1

771,757,200.00

2010 12 31

0.00

603,073,639.79 534,046,423.55

2010 11 1 2010

11.5% 11% 18.5% 8%

1

1

658,170,899.97	94.89%	25,355,424.68	3.85%	415,000,335.46	100.00%	19,184,989.31	4.62%
658,170,899.97	94.89%	25,355,424.68	3.85%	415,000,335.46	100.00%	19,184,989.31	4.62%
35,450,000.00	5.11%	3,390,514.73	9.56%				
<u>693,620,899.97</u>	<u>100.00%</u>	<u>28,745,939.41</u>	<u>4.14%</u>	<u>415,000,335.46</u>	<u>100.00%</u>	<u>19,184,989.31</u>	<u>4.62%</u>

2

1	(1)	600,357,687.33	6,003,576.87	383,327,092.20	5,126,254.00
1-2	2	28,330,167.23	1,983,111.71	2,122,410.30	148,568.72
2-3	3	2,122,410.30	424,482.06	19,550,832.96	3,910,166.59
3-4	4	17,360,635.11	6,944,254.04		
4-5	5				
5		10,000,000.00	10,000,000.00	10,000,000.00	10,000,000.00
		<u>658,170,899.97</u>	<u>25,355,424.68</u>	<u>415,000,335.46</u>	<u>19,184,989.31</u>

3

550,000,000.00	79.29%
131,874,634.94	19.01%
10,000,000.00	1.44%
939,938.00	0.14%
210,000.00	0.03%
<u>693,024,572.94</u>	<u>99.91%</u>

2

	796,765,769.39	796,765,769.39		796,765,769.39
	88,231,926.05	88,231,926.05		88,231,926.05
	12,327,935.72	12,327,935.72		12,327,935.72
	3,000,000.00	2,617,542.61	-72,809.15	2,544,733.46
	73,756,872.61	64,761,041.67	-1,414,915.64	63,346,126.03
<u> </u>	<u>974,082,503.77</u>	<u>964,704,215.44</u>	<u>-1,487,724.79</u>	<u>963,216,490.65</u>

	51%	51%		
	97.22%	97.22%		
	10%	10%		12,327,935.72
	30.00%	30.00%		
	35.32%	35.32%		
<u> </u>	--	--	--	<u>12,327,935.72</u>

3

1

		-1,487,724.79	-2,868,039.92
			40,221,100.18
<u> </u>	<u> </u>	<u>-1,487,724.79</u>	<u>37,353,060.26</u>

2

		-1,414,915.64	-2,787,382.66
		-72,809.15	-80,657.26
<u> </u>	<u> </u>	<u>-1,487,724.79</u>	<u>-2,868,039.92</u>

1

59, 934, 309. 75 1, 783, 548. 42

25, 237, 913. 48

	2010/12/31	2009/12/31		
(7)	10,549,635,073.04	7,814,394,751.98	2,735,240,321.06	35.00%
(8)	49,728,071.24	839,647,136.25	-789,919,065.01	-94.08%
(9)	12,038,272.50	6,507,774.24	5,530,498.26	84.98%
(10)	4,764,577,303.49	3,778,685,088.65	985,892,214.84	26.09%
(11)	84,956,517.75	25,338,848.24	59,617,669.51	235.28%
(12)	1,764,116,893.37	383,491,749.77	1,380,625,143.60	360.01%
(13)	-1,733,404.24	29,167,177.75	-30,900,581.99	-105.94%
(14)		30,424,947.28	-30,424,947.28	-100.00%
(15)	73,679,493.03	486,398,468.81	-412,718,975.78	-84.85%
(16)	1,792,363,771.19	1,253,809,902.47	538,553,868.72	42.95%
(17)	3,344,185,284.24	4,315,150,188.32	-970,964,904.08	-22.50%
(18)	4,765,021,506.34	3,170,935,643.57	1,594,085,862.77	50.27%
(19)	3,285,416,515.12	2,705,716,024.58	579,700,490.54	21.43%
(20)	17,004,033.47	7,889,640.49	9,114,392.98	115.52%
(21)	121,317,073.51	81,335,991.99	39,981,081.52	49.16%
(22)	424,892,331.41	314,687,806.46	110,204,524.95	35.02%
(23)	52,676,734.18	27,234,888.24	25,441,845.94	93.42%
(24)	53,765,981.16	104,432,274.16	-50,666,293.00	-48.52%
(25)	9,650,107.63	5,254,946.49	4,395,161.14	83.64%
(26)	65,058,658.30	-33,705,907.73	98,764,566.03	-293.02%

1 15.27%

2 69.43%

3 37.93%

4 192.74%

5 24.01%

6		39.61
50%		
7		35.00%
8		94.08%
9		84.98%
10		26.09%
11		235.28%
12		360.01%
13		-105.94%
14	0	
15		84.85%
16		42.95%
17		22.50%
18		50.27%
19		21.43%
20		115.52%
21		49.16%
22		35.02%

23	93.42%
24	48.52%
25	83.64%
26	293.02%

SJ[2011] 777- 3

2010

SJ 2011 777

2010

2 ---

4

[2010] 15

2009	2,067,949.27
2009	-2,067,949.27
2009	1,616,419.34
2009	-1,616,419.34
2009	3,684,368.61
2009	-3,684,368.61

[]
